



### **Music Technology Home Learning Pack**

The best way for you to complete any work for Music Technology whilst school is closed is via Google Classroom.

To log-in **search gmail in google,**  
**using your @stonesouplearns.com,**  
then **open Google Classroom,**  
and **click on NCFE MUSIC TECHNOLOGY.**

**Work will be sent to your email account, with an accompanying video that will support and explain the work.**

I will also be uploading tutorials on how to create music on soundtrap.com.

---

Alternatively this pack contains all the google classroom work you will be expected to complete.

Year 11 should aim to complete all the work in this pack. Year 10 should focus on **EQ**, and **Balancing Sound Sources**. Year 9 will need to focus on soundtrap projects.

---

**IF YOU HAVE ANY QUESTIONS PLEASE EMAIL ME AT**  
**[JOSHUA.GLOVER@STONESOUPLEARN.COM](mailto:JOSHUA.GLOVER@STONESOUPLEARN.COM)**



# **Balancing Sounds**




# Today

- Open your mixed track;
- Complete the slide;
- Answer questions about your track.



# Complete the sentences.



I can use \_\_\_\_\_ to control the volume of each individual track.

I can use \_\_\_\_\_ to control which ear I hear my track in.

As a \_\_\_\_\_, I can change how my track sounds by mixing and panning my track.

# Your Balanced Track

What did you change?

- Volume;
- Faders;
- Panning;
- Which instruments?

What makes your track unique?

- How does your track sound compared to the original?
- Listen to the original and compare it on youtube.

Write, record, or email me your answer for 3 extra points.

# Why is balance important in a track?






EQ



Cut, Boost, Enhance



# Today

- Cut,
- Boost,
- Repair,
- Enhance.





# What does EQ do?

I can use EQ to \_\_\_\_\_, and \_\_\_\_\_ parts of my track.

I can \_\_\_\_\_ how my track sounds by cutting and boosting certain frequencies.

EQ can be used to \_\_\_\_\_ badly recorded audio.

# Before and After



## Before EQ


- Sounded like.....
- Muffled?
- Flat???

## After EQ

- Sounded better because...
- Clearer?

Write, record, or email me your answer to this question to earn 3 extra positives.

# Do you think EQ is essential?

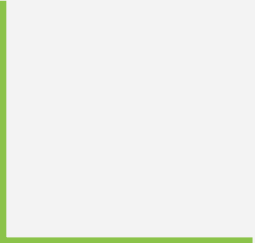




**EQ**



**Cut, Boost, Enhance**



# Today

- Cut,
- Boost,
- Repair,
- Enhance.



# What does EQ do?

---

I can use EQ to \_\_\_\_\_, and \_\_\_\_\_ parts of my track.

I can \_\_\_\_\_ how my track sounds by cutting and boosting certain frequencies.

EQ can be used to \_\_\_\_\_ badly recorded audio.

# Before and After



## Before EQ


- Sounded like.....
- Muffled?
- Flat???

## After EQ

- Sounded better because...
- Clearer?

Write, record, or email me your answer to this question to earn 3 extra positives.

# Do you think EQ is essential?







# Reverb & Delay



Creating Space



# Keywords

- Reverb,
- Delay,
- Repeat,
- Space.



# What does reverb and EQ do?

I can use reverb to add \_\_\_\_\_ to audio.

Delay can be creatively used to \_\_\_\_\_ audio.

\_\_\_\_\_ and \_\_\_\_\_ are both effects that enhance the quality of audio.

# Before and After



## Effect of Reverb


- What effect did reverb have on your track?
- How did it make it better?

## Effect of Delay

- What effect did delay have on your track?
- How did it make it better?

Write, record, or email your answer to earn 3 extra points.

# Is there a difference between reverb and delay?





# Understanding MIDI



Adding Virtual Instruments



# Keywords

- Pencil,
- Velocity,
- Input,
- Virtual



# What does MIDI do?

---

I can use the \_\_\_\_\_ tool to add in notes to \_\_\_\_\_ instruments.

I can control the volume of each note of my track by using the \_\_\_\_\_ tool.

I can \_\_\_\_\_ notes onto \_\_\_\_\_ instruments to make music.



# How did tools help you create music?

## Pencil Tool


- What does the pencil tool do?
- Could you edit the size of notes?
- How did repeating notes improve the quality of your drums?

## Velocity Tool

- What does the velocity tool do?
- How did it help you control volume?
- What impact did this have on your music?

Write, record, or email me your answer for 3 extra points.

# Is it cheaper to use virtual instruments?





# EDITING AUDIO/MIDI



Your name here!!!




# Match Tools to Audio or MIDI





AUDIO



MIDI

 Pencil Tool

 Scissors Tool

 Fade Tool

 Velocity Tool



# Fill in the Blanks

I can edit audio using the \_\_\_\_\_, and \_\_\_\_\_ tools.

We can edit MIDI by using the \_\_\_\_\_, and \_\_\_\_\_ tools.

When cutting audio using the \_\_\_\_\_ tool stops the audio from clipping/popping.



How does audio editing  
improve your track?

1.

2.

3.

How does MIDI editing  
improve your track?

1.

2.

3.

# LEVELS

---

(1) EMERGING: I understand the difference between editing Audio, and MIDI in Logic, and some of the tools I have used.

(2) DEVELOPING: I can apply a different set of tools to edit Audio, and MIDI to improve my track.

(3) MASTERY: I am creatively using both Audio and MIDI editing features to enhance the quality of my track.



# Your Compilation

Creating Transitions



# Keywords

- Transition
- Compilation
- Fade Tool
- Scissor Tool



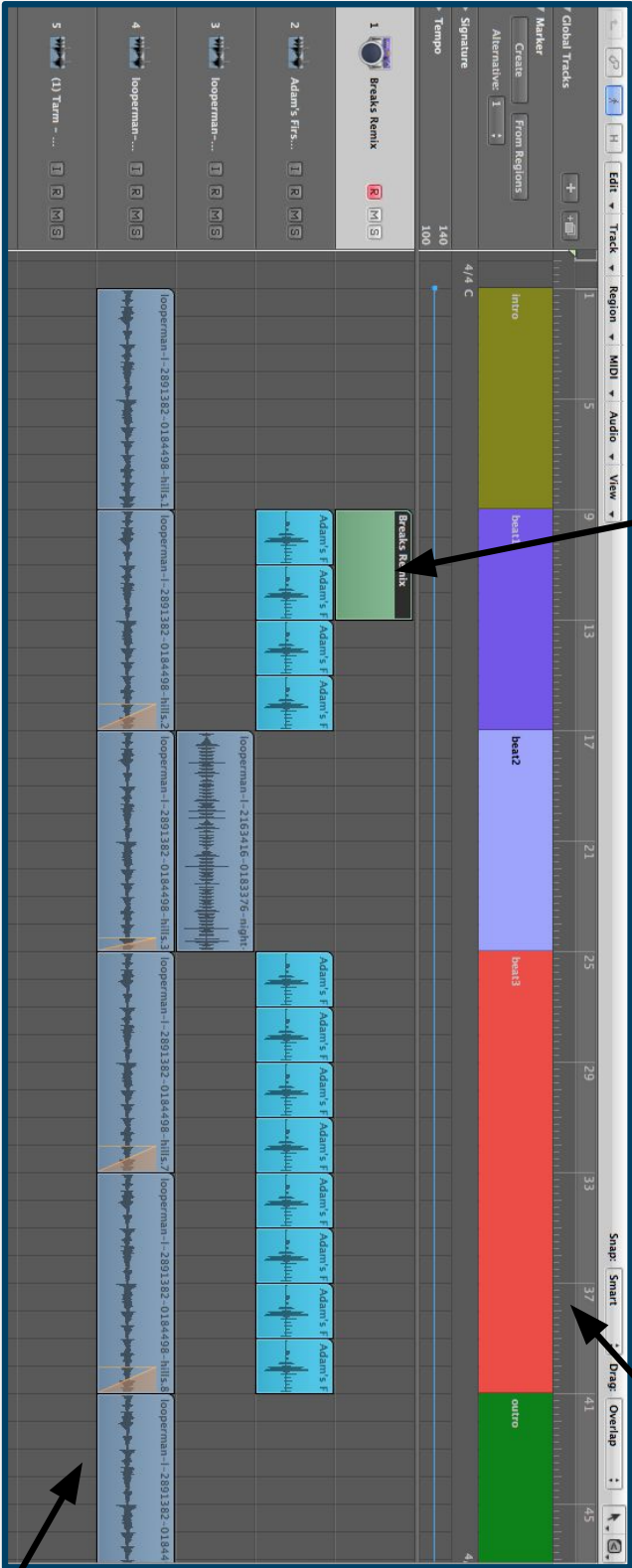
# Creating Transitions



- What does it do?
- How did it improve your music?
- How did the scissor tool help you create transitions?



- What does it do?
- How did it improve your music?
- How did the fade tool help you create transitions?



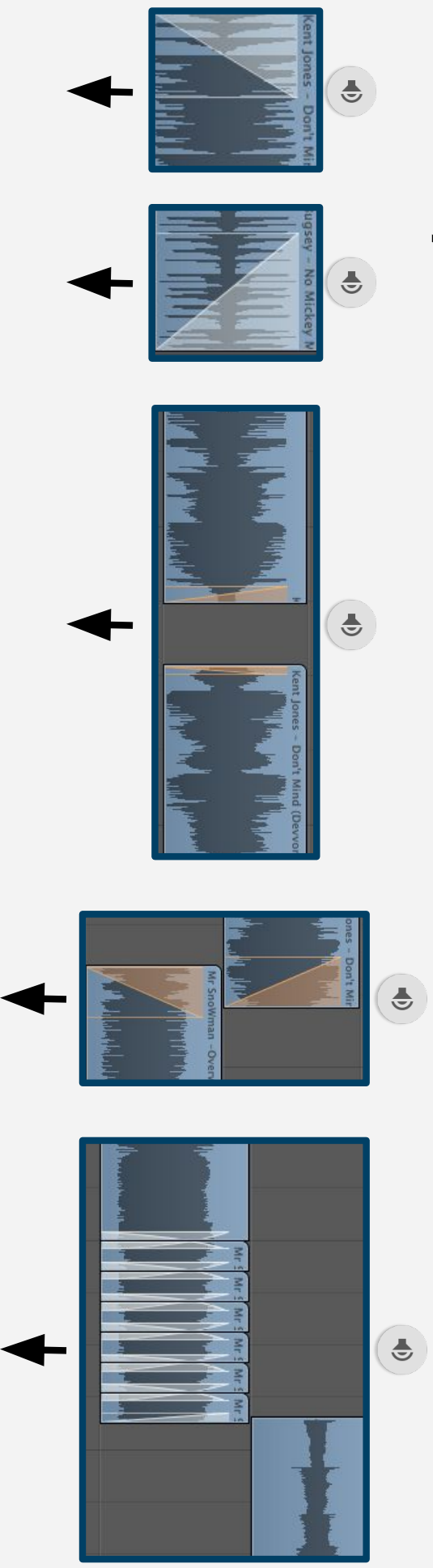
Audio

Virtual Instrument

Marker


ANNOTATED SCREENSHOT


# Identify the Transitions



- Fade In
- Fade Out
- Cut and Mute
- Cut and Repeat
- Speed Up/Slow Down

# Does creating transitions improve a compilation?





### Making Music at Home

Search for 'soundtrap' in your browser, or on any app store and log in using your @stonesouplearns.com account.

Then search, or click on 'soundtrap tutorials' for an introduction to the software.

